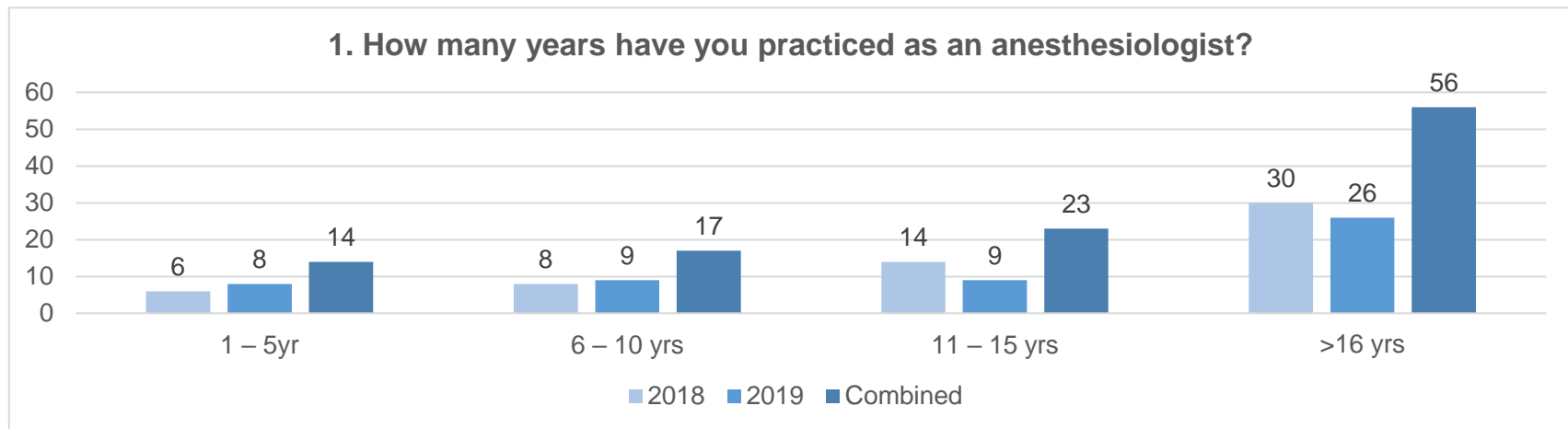


Session Name	Total Participants	
SEN Summit OSCE Poll	2018	69
	2019	60

Results by Question

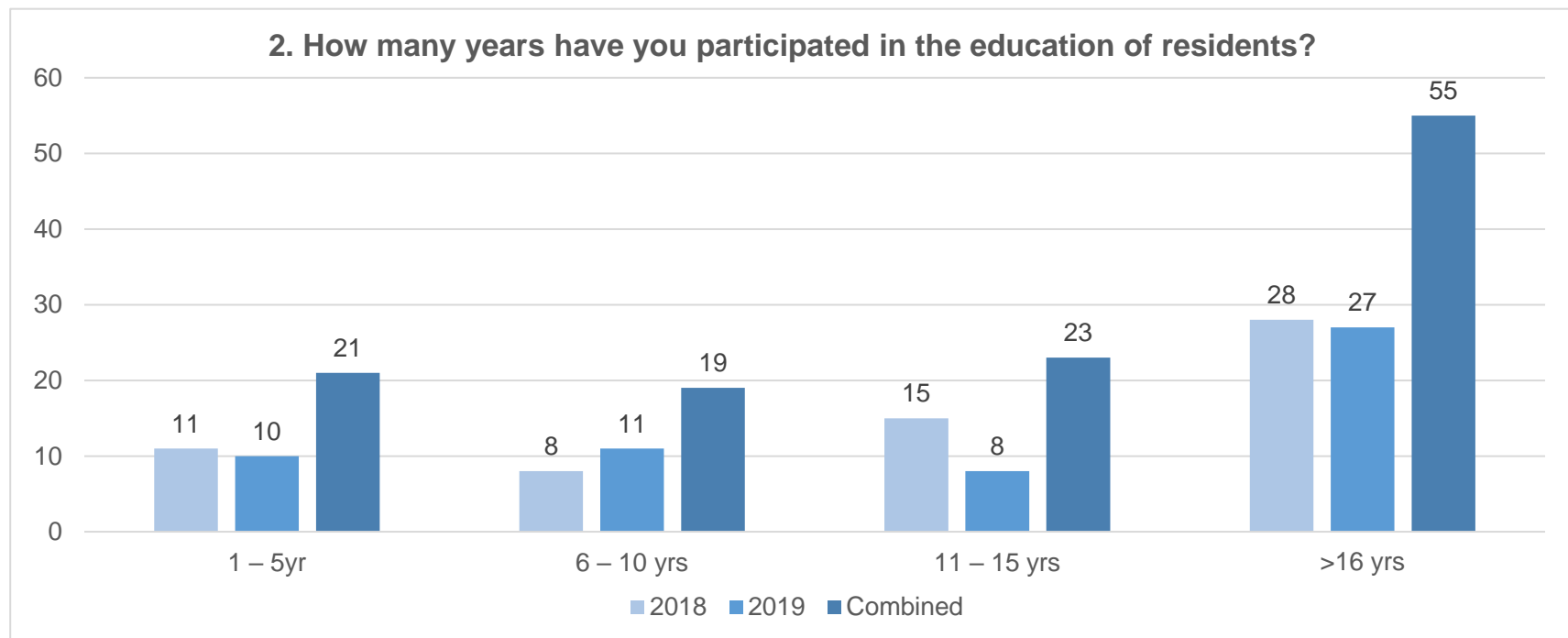
1. How many years have you practiced as an anesthesiologist?

	Responses					
	2018		2019		Combined	
	Percent	Count	Percent	Count	Percent	Count
1 – 5yr	10.00%	6	15.38%	8	12.73%	14
6 – 10 yrs	14.00%	8	17.31%	9	15.45%	17
11 – 15 yrs	24.00%	14	17.31%	9	20.91%	23
>16 yrs	52.00%	30	50.00%	26	50.91%	56
Totals	100%	58	100%	52	100%	110



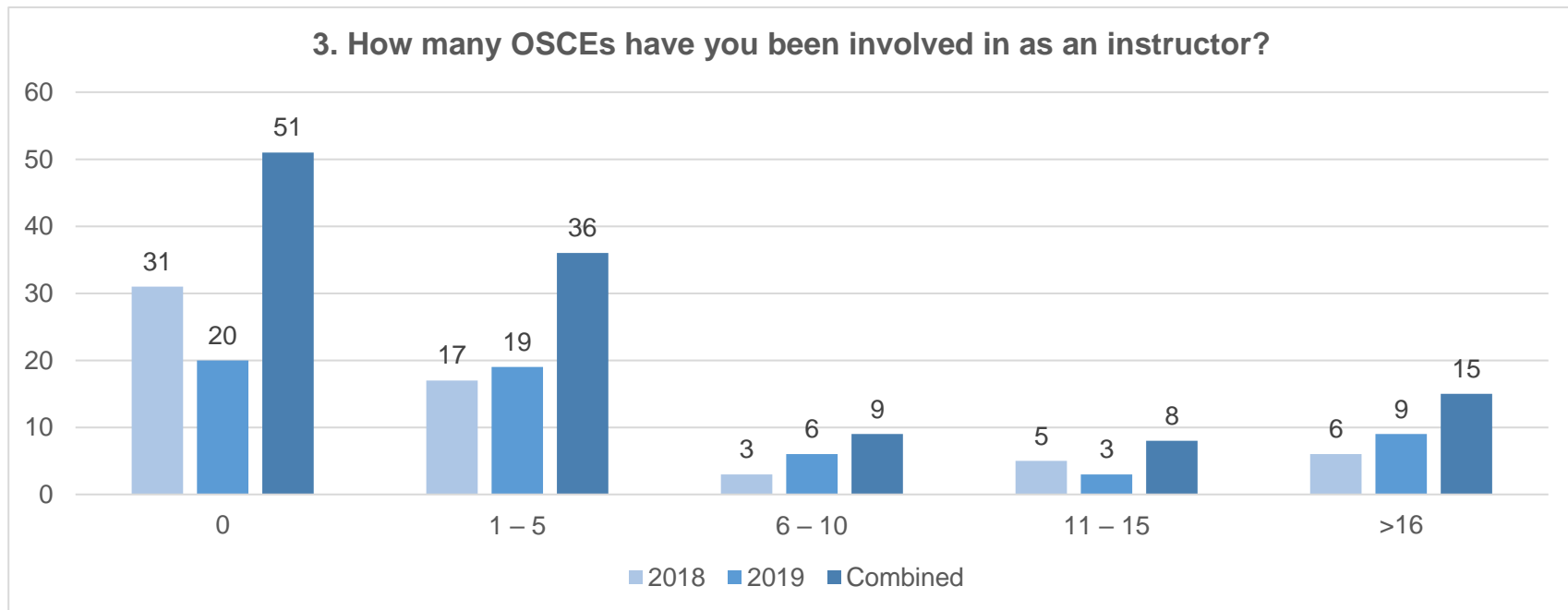
2. How many years have you participated in the education of residents?

Responses						
	2018		2019		Combined	
	Percent	Count	Percent	Count	Percent	Count
1 – 5yr	18.00%	11	17.86%	10	17.80%	21
6 – 10 yrs	13.00%	8	19.64%	11	16.10%	19
11 – 15 yrs	24.00%	15	14.29%	8	19.49%	23
>16 yrs	45.00%	28	48.21%	27	46.61%	55
Totals	100%	62	100%	56	100%	118



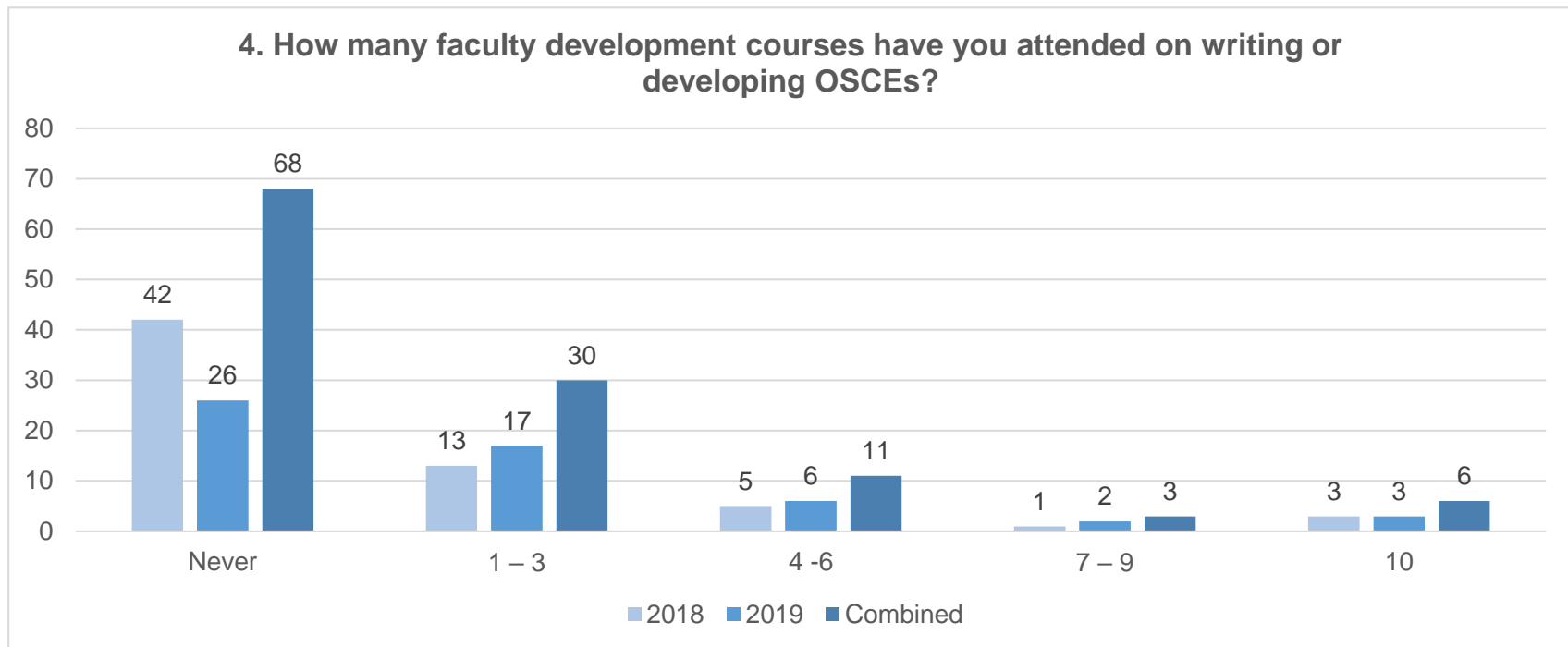
3. How many OSCEs have you been involved in as an instructor?

Responses						
	2018		2019		Combined	
	Percent	Count	Percent	Count	Percent	Count
0	50.00%	31	35.09%	20	42.86%	51
1 – 5	27.00%	17	33.33%	19	30.25%	36
6 – 10	5.00%	3	10.53%	6	7.56%	9
11 – 15	8.00%	5	5.26%	3	6.72%	8
>16	10.00%	6	15.79%	9	12.61%	15
Totals	100%	62	100%	57	100%	119



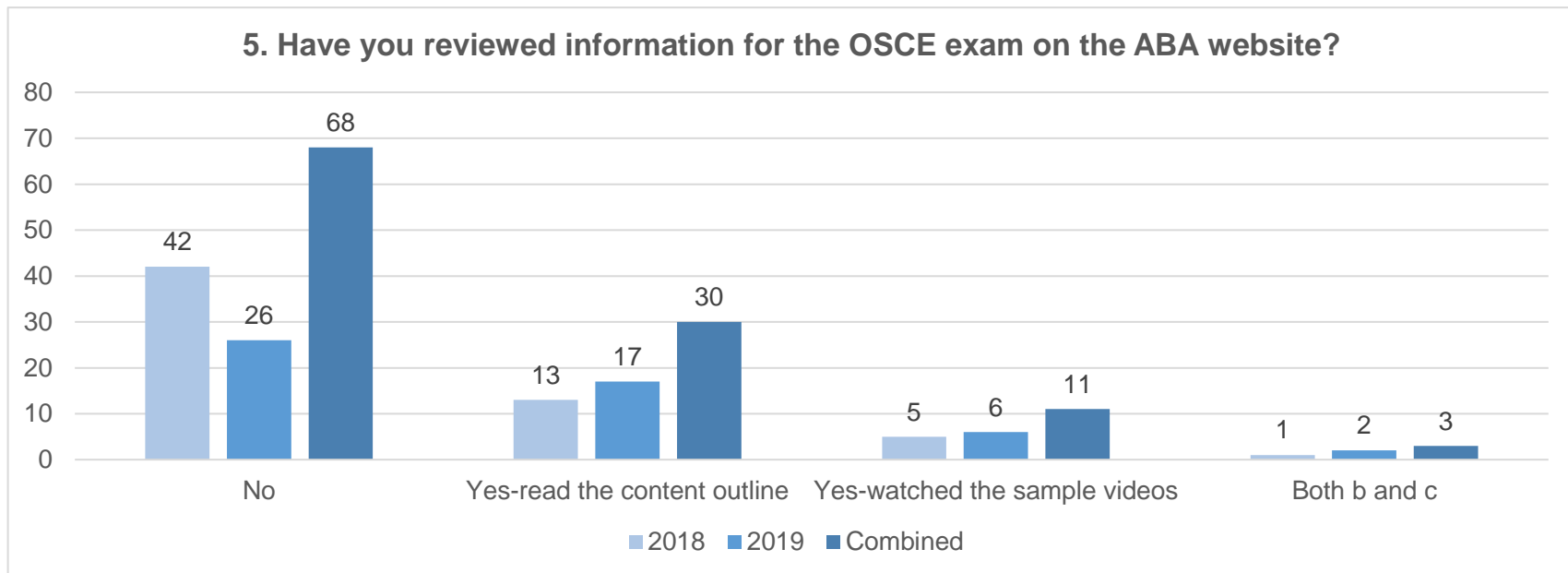
4. How many faculty development courses have you attended on writing or developing OSCEs?

	Responses					
	2018		2019		Combined	
	Percent	Count	Percent	Count	Percent	Count
Never	66.00%	42	48.15%	26	57.63%	68
1 – 3	20.00%	13	31.48%	17	25.42%	30
4 -6	8.00%	5	11.11%	6	9.32%	11
7 – 9	2.00%	1	3.70%	2	2.54%	3
10	5.00%	3	5.56%	3	5.08%	6
Totals	100%	64	100%	54	100%	118



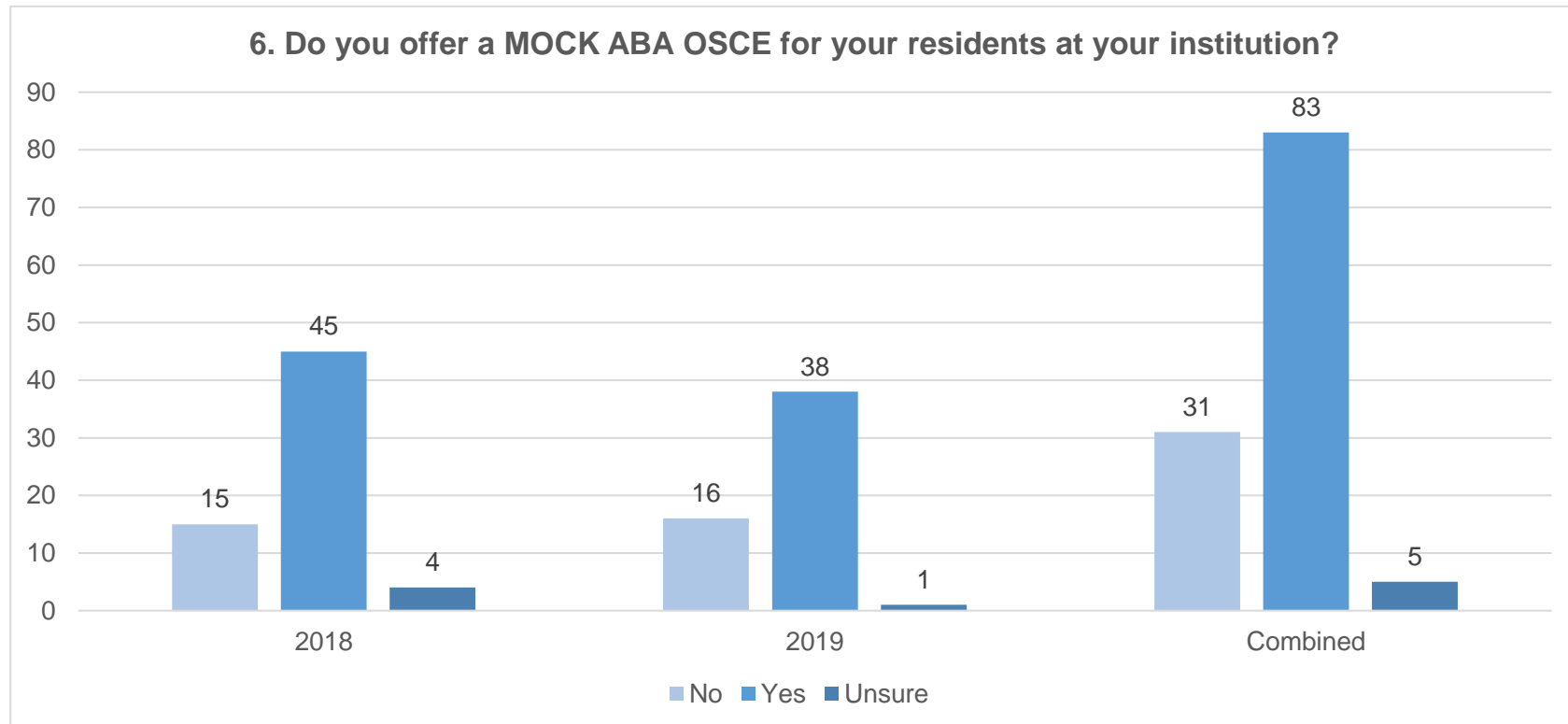
5. Have you reviewed information for the OSCE exam on the ABA website?

	Responses						
	2018		2019		Combined		
	Percent	Count	Percent	Count	Percent	Count	
	No	27.00%	17	17.86%	10	22.50%	27
	Yes-read the content outline	12.00%	8	12.50%	7	12.50%	15
	Yes-watched the sample videos	3.00%	2	3.57%	2	3.33%	4
Both b and c	58.00%	37	66.07%	37	61.67%	74	
Totals	100%	64	100%	56	100%	120	



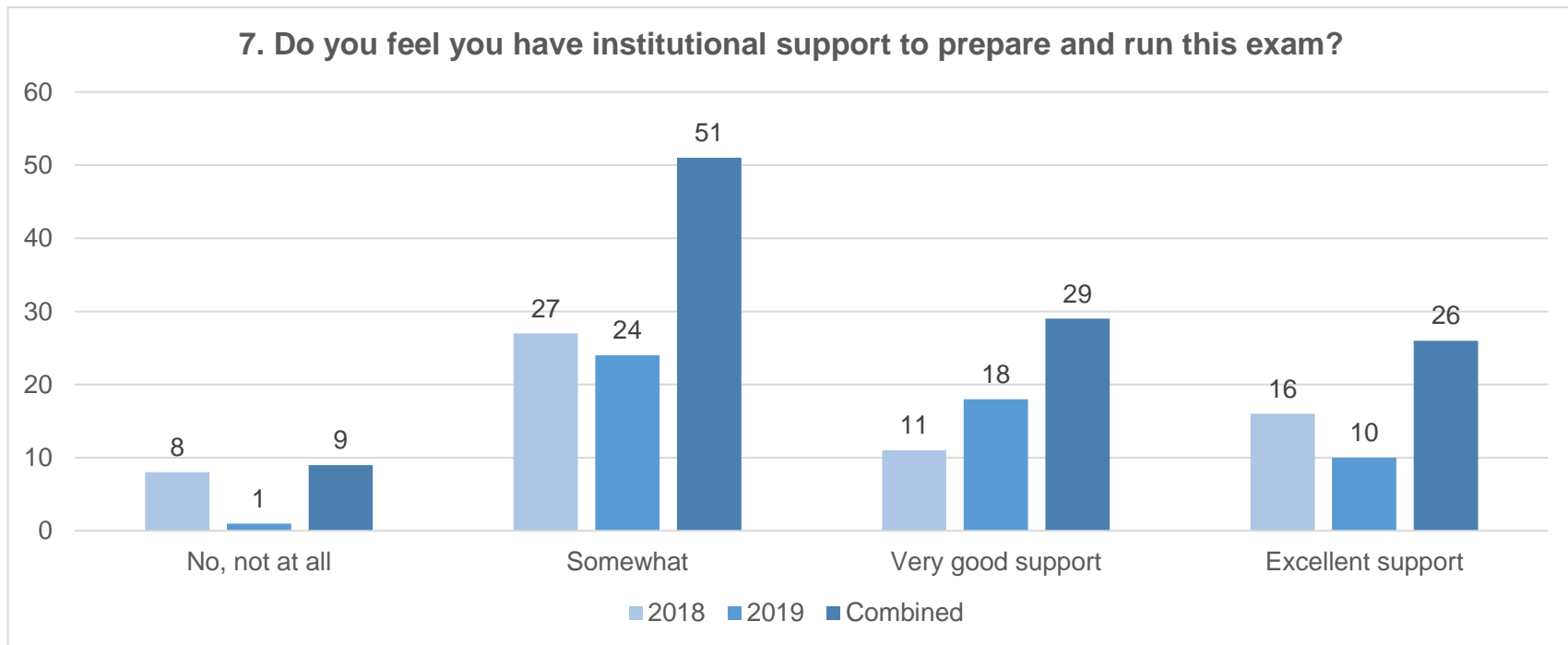
6. Do you offer a MOCK ABA OSCE for your residents at your institution?

Responses						
	2018		2019		Combined	
	Percent	Count	Percent	Count	Percent	Count
No	23.00%	15	29.09%	16	26.05%	31
Yes	70.00%	45	69.09%	38	69.75%	83
Unsure	6.00%	4	1.82%	1	4.20%	5
Totals	100%	64	100%	55	100%	119



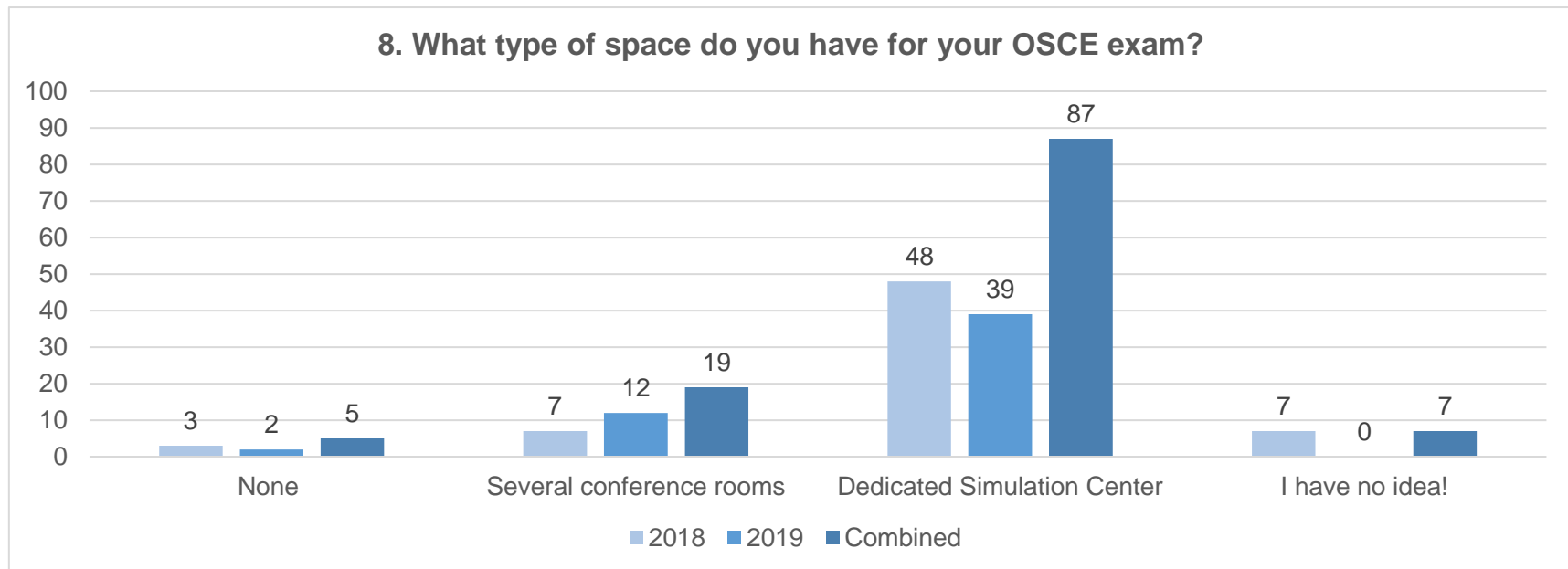
7. Do you feel you have institutional support to prepare and run this exam?

	Responses					
	2018		2019		Combined	
	Percent	Count	Percent	Count	Percent	Count
No, not at all	13.00%	8	1.89%	1	7.83%	9
Somewhat	44.00%	27	45.28%	24	44.35%	51
Very good support	18.00%	11	33.96%	18	25.22%	29
Excellent support	26.00%	16	18.87%	10	22.61%	26
Totals	100%	62	100%	53	100%	115



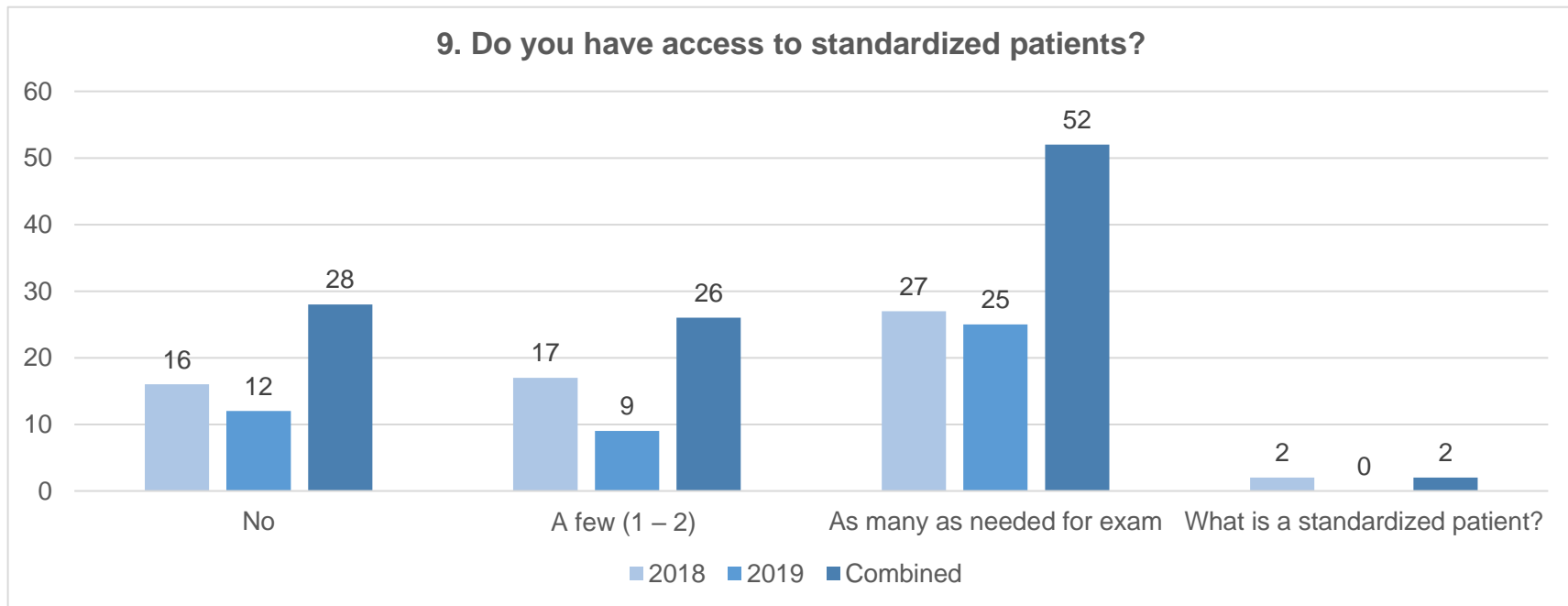
8. What type of space do you have for your OSCE exam?

Responses						
	2018		2019		Combined	
	Percent	Count	Percent	Count	Percent	Count
None	5.00%	3	3.77%	2	4.24%	5
Several conference rooms	11.00%	7	22.64%	12	16.10%	19
Dedicated Simulation Center	74.00%	48	73.58%	39	73.73%	87
I have no idea!	11.00%	7	0.00%	0	5.93%	7
Totals	100%	65	100%	53	100%	118



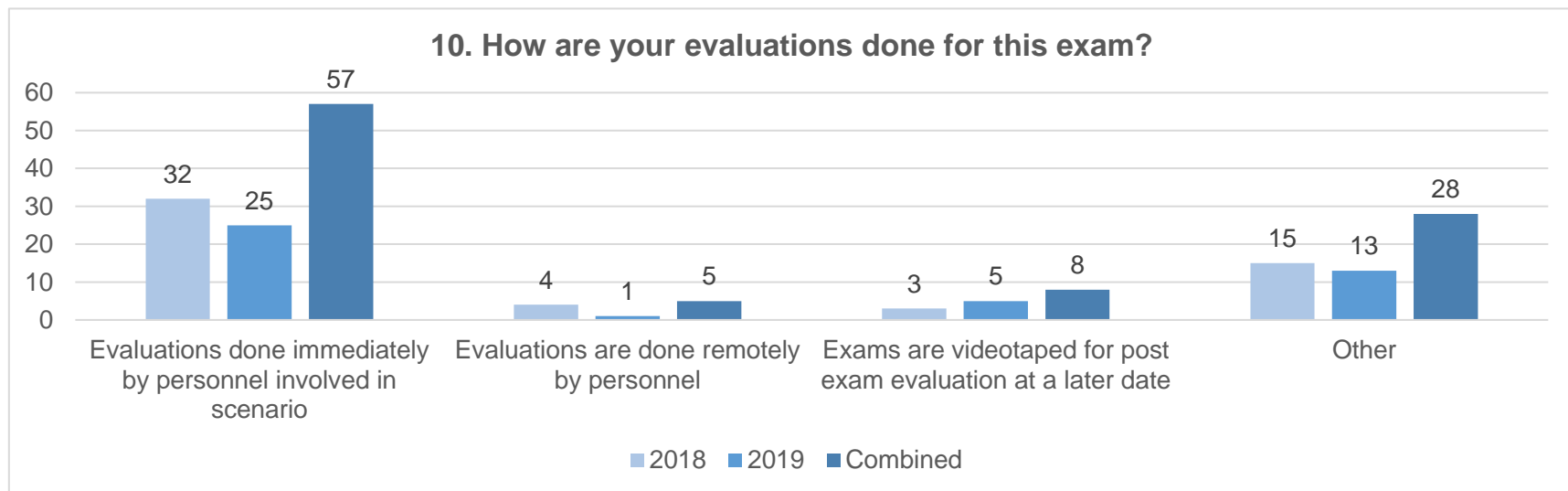
9. Do you have access to standardized patients?

Responses						
	2018		2019		Combined	
	Percent	Count	Percent	Count	Percent	Count
No	26.00%	16	26.09%	12	25.93%	28
A few (1 – 2)	27.00%	17	19.57%	9	24.07%	26
As many as needed for exam	44.00%	27	54.35%	25	48.15%	52
What is a standardized patient?	3.00%	2	0.00%	0	1.85%	2
Totals	100%	62	100%	46	100%	108



10. How are your evaluations done for this exam?

Evaluations done immediately by personnel involved in scenario	Responses					
	2018		2019		Combined	
	Percent	Count	Percent	Count	Percent	Count
	59.00%	32	56.82%	25	58.16%	57
	7.00%	4	2.27%	1	5.10%	5
	6.00%	3	11.36%	5	8.16%	8
	28.00%	15	29.55%	13	28.57%	28
Totals	100%	54	100%	44	100%	98



11. When does your debriefing occur? (Multiple Choice)

	Responses						
	2018		2019		Combined		
	Percent	Count	Percent	Count	Percent	Count	
	Immediately after each scenario for each examinee	32.00%	13	38.46%	15	35.44%	28
	At the completion of all OSCE stations for each examinee	2.00%	1	15.38%	6	8.86%	7
	As a group at the completion of all OSCE stations	28.00%	11	17.95%	7	22.78%	18
	Other (ie group debriefing and individual feedback)	38.00%	15	28.21%	11	32.91%	26
Totals	100%	40	100%	39	100%	79	

